

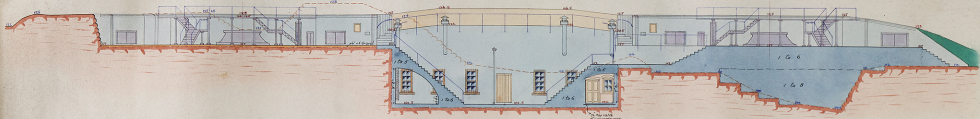
# ESQUIMALT

## SIGNAL HILL

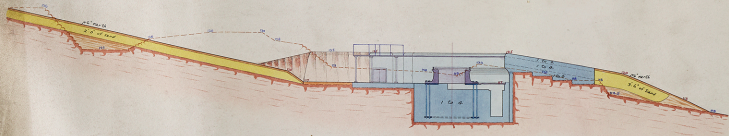
PROPOSED BATTERY FOR 2-9 $\frac{1}{2}$  B.L. GUNS (MARK X)

### SECTIONS

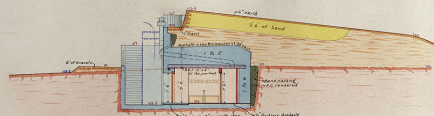
Revised design in accordance with Type Drawing #9 52891, April 1902.



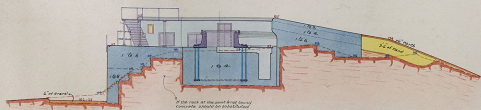
SECTION A B



SECTION C D



SECTION E F



SECTION G H



SECTION I K

#### NOTES

Emplacement sand foundation laid to one inch tolerance accuracy  
 if same for the report received the contractor shall report a 1/2  
 inch margin to the other - record in the measurements.  
 Approx. of Emplacements are to be constructed to approximate  
 with the actual of surroundings.  
 In order to prevent the structure from being washed  
 or washed down at the top concrete surface shall be  
 composed of 1/2 ft. covered with a layer of earth or sand  
 that is a 1/2 ft. layer. This covering should not be  
 removed for a period of from three to six months,  
 according to circumstances.  
 All guns should have Water-tight cavity bond from end to  
 at least intervals, necessary for every 1/2 ft. of length.

SUPPLIED BY W.D.  
 GIBBS

2 1/2" x 1/2" Steel plates in drawings & all members  
 2 1/2" x 1/2" x 1/2" Steel plates in drawings & all members  
 2 1/2" x 1/2" x 1/2" Steel plates in drawings & all members  
 2 1/2" x 1/2" x 1/2" Steel plates in drawings & all members